

# 12 100m Individual Medley Men Final

Official

13NZR


13 Years New Zealand Short Course Record


1:01.46 2006-08-27

Mitchell Donaldson  
PARAK

14NZR

14 Years New Zealand Short Course Record

58.70  Sir Owen G Glen...

Kevin Zhang  
 Roskill Swimming Club

NZR

Open New Zealand Short Course

52.73 2018-10-08

Bradlee Ashby

Show more

☰ Entries

☰ Heats

☰ Summary



Total

Rank	Competitor	Age	Club	RT	PTS	Result
1	 Zhang Kevin	17	 Lynfield Col...	0.71		<b>56.63</b> Entry: 56.36 (+0.27)
	25m: 11.68	50m: 26.36 (14.68)	75m: 43.02 (16.66)			100m: 56.63 (13.61)
2	 Story Jacob	16	 Avondale C...	0.73		<b>57.16</b> Entry: 56.10 (+1.06)
	25m: 11.48	50m: 25.77 (14.29)	75m: 42.21 (16.44)			100m: 57.16 (14.95)
3	 Muchirahondo Ariel	15	 John Paul ...	0.70		<b>58.40</b> Entry: 58.89 (-0.49)
	25m: 12.09	50m: 26.40 (14.31)	75m: 43.98 (17.58)			100m: 58.40 (14.42)
4	 Bao Elwin	16	 Rangitoto C...	0.77		<b>58.51</b> Entry: 1:00.87 (-2.36)
	25m: 12.24	50m: 27.14 (14.90)	75m: 43.79 (16.65)			100m: 58.51 (14.72)
5	 Carroll Joshua	17	 Palmerston...	0.73		<b>58.54</b> Entry: 59.06 (-0.52)
	25m: 11.82	50m: 26.60 (14.78)	75m: 44.42 (17.82)			100m: 58.54 (14.12)
6	 Walker Fraser	16	 Glendowie ...	0.89		<b>58.68</b> Entry: 1:04.08 (-5.40)
	25m: 12.25	50m: 27.85 (15.60)	75m: 44.41 (16.56)			100m: 58.68 (14.27)
7	 Hardie Orlando	16	 Hamilton B...	0.79		<b>58.82</b> Entry: 58.94 (-0.12)
	25m: 11.94	50m: 26.74 (14.80)	75m: 44.21 (17.47)			100m: 58.82 (14.61)
8	 Crosbie James	18	 Saint Kenti...	0.75		<b>58.95</b> Entry: 58.41 (+0.54)
	25m: 12.50	50m: 27.20 (14.70)	75m: 44.78 (17.58)			100m: 58.95 (14.17)
9	 Willis Alexander	18	 Palmerston...	0.63		<b>59.43</b> Entry: 58.41 (+1.02)

25m: 11.93      50m: 26.89 (14.96)      75m: 44.90 (18.01)  
100m: 59.43 (14.53)

**10**  **Humphries Jacob**      15  **Westlake B...** 0.81      **59.68**  
Entry: 59.48 (+0.20)



25m: 12.24      50m: 26.77 (14.53)      75m: 45.04 (18.27)  
100m: 59.68 (14.64)

**11**  **Wheeler Rylind**      16  **Christ's Col...** 0.68      **59.86**  
Entry: 59.78 (+0.08)



25m: 12.27      50m: 27.47 (15.20)      75m: 45.43 (17.96)  
100m: 59.86 (14.43)

**12**  **Gemmell Mahuta**      16  **Te Kura Ma...** 0.69      **59.94**  
Entry: 59.35 (+0.59)



25m: 12.60      50m: 28.03 (15.43)      75m: 45.22 (17.19)  
100m: 59.94 (14.72)

**13**  **Li Benson**      18  **Westlake B...** 0.71      **1:00.74**  
Entry: 1:00.72 (+0.02)



25m: 12.80      50m: 28.99 (16.19)      75m: 45.83 (16.84)  
100m: 1:00.74 (14.91)

**14**  **Tian Donald**      14  **ACG Parne...** 0.80      **1:00.81**  
Entry: 1:01.45 (-0.64)



25m: 12.51      50m: 27.57 (15.06)      75m: 45.83 (18.26)  
100m: 1:00.81 (14.98)

**15**  **Gear Isaac**      16  **Green Bay ...** 0.74      **1:00.82**  
Entry: 59.57 (+1.25)



25m: 12.15      50m: 26.46 (14.31)      75m: 45.65 (19.19)  
100m: 1:00.82 (15.17)

**16**  **Wong Eric**      15  **Palmerston...** 0.70      **1:00.86**  
Entry: 1:01.20 (-0.34)



25m: 12.19      50m: 27.85 (15.66)      75m: 45.89 (18.04)  
100m: 1:00.86 (14.97)

**17**  **Curling Liam**      14  **Long Bay C...** 0.74      **1:01.04**  
Entry: 1:01.81 (-0.77)



25m: 11.78      50m: 26.97 (15.19)      75m: 46.48 (19.51)  
100m: 1:01.04 (14.56)

**18**  **Kregting Daniel**      16  **Mt Roskill ...** 0.66      **1:01.32**  
Entry: 1:00.73 (+0.59)



25m: 12.05      50m: 27.21 (15.16)      75m: 46.88 (19.67)  
100m: 1:01.32 (14.44)

**19**  **Gu Osbert**      15  **Pinehurst S...** 0.80      **1:01.46**  
Entry: 59.94 (+1.52)



























25m: 12.62      50m: 27.96 (15.34)      75m: 46.21 (18.25)  
100m: 1:01.46 (15.25)

**20**  **Swanepoel Jonathan**      16  **Kingsway S...** 0.66      **1:01.55**  
Entry: 1:00.91 (+0.64)



25m: 12.48      50m: 28.23 (15.75)      75m: 46.82 (18.59)  
100m: 1:01.55 (14.73)

**21**  **Cave Max**      16  **New Plymo...** 0.82      **1:01.62**  
Entry: 1:01.69 (-0.07)

25m: 12.18      50m: 27.03 (14.85)      75m: 46.33 (19.30)  
100m: 1:01.62 (15.29)

22	 Sun Danny	14	 Kings College	0.91	<b>1:01.77</b> Entry: 1:01.69 (+0.08)
	25m: 13.17 100m: 1:01.77 (15.00)	50m: 29.30 (16.13)	75m: 46.77 (17.47)		
23	 Manderson Luke	15	 Christ's Col...	0.70	<b>1:01.83</b> Entry: 1:02.58 (-0.75)
	25m: 12.18 100m: 1:01.83 (14.45)	50m: 28.20 (16.02)	75m: 47.38 (19.18)		
23	 Boonen Caign	16	 Hamilton B...	0.71	<b>1:01.83</b> Entry: 1:01.80 (+0.03)
	25m: 12.51 100m: 1:01.83 (14.90)	50m: 27.58 (15.07)	75m: 46.93 (19.35)		
25	 Julian Miles	17	 Hamilton B...	0.76	<b>1:01.87</b> Entry: 1:01.43 (+0.44)
	25m: 12.95 100m: 1:01.87 (14.96)	50m: 28.65 (15.70)	75m: 46.91 (18.26)		
26	 Woods Liam	18	 Hamilton C...	0.74	<b>1:01.93</b> Entry: 1:03.38 (-1.45)
	25m: 12.70 100m: 1:01.93 (14.61)	50m: 28.33 (15.63)	75m: 47.32 (18.99)		
27	 Broadfoot Declan	14	 Wellington ...	0.71	<b>1:02.37</b> Entry: 1:01.50 (+0.87)
	25m: 12.80 100m: 1:02.37 (15.11)	50m: 28.51 (15.71)	75m: 47.26 (18.75)		
28	 Feng Andrew	15	 Rangitoto C...	0.76	<b>1:02.44</b> Entry: 1:05.14 (-2.70)
	25m: 12.98 100m: 1:02.44 (15.79)	50m: 28.68 (15.70)	75m: 46.65 (17.97)		
29	 Zhang Yeenok	16	 Pinehurst S...	0.73	<b>1:02.48</b> Entry: 1:03.77 (-1.29)
	25m: 12.76 100m: 1:02.48 (15.00)	50m: 27.54 (14.78)	75m: 47.48 (19.94)		
30	 Ellis Mitchell	15	 Tauranga B...	0.83	<b>1:02.57</b> Entry: 1:02.75 (-0.18)
	25m: 13.02 100m: 1:02.57 (15.29)	50m: 27.86 (14.84)	75m: 47.28 (19.42)		
31	 Lynch Tyson	16	 St Thomas ...	0.66	<b>1:02.64</b> Entry: 1:03.01 (-0.37)
	25m: 12.78 100m: 1:02.64 (15.02)	50m: 28.53 (15.75)	75m: 47.62 (19.09)		
32	 Grace Flynn	16	 St Thomas ...	0.77	<b>1:02.75</b> Entry: 1:01.82 (+0.93)
	25m: 12.91 100m: 1:02.75 (15.47)	50m: 28.63 (15.72)	75m: 47.28 (18.65)		
33	 Haufe Hans	16	 Pompallier ...	0.79	<b>1:02.76</b> Entry: 1:01.94 (+0.82)
	25m: 12.53 100m: 1:02.76 (15.68)	50m: 27.65 (15.12)	75m: 47.08 (19.43)		
34	 Karpov Savva	16	 Auckland G...	0.84	<b>1:02.79</b> Entry: 1:01.47 (+1.32)

25m: 12.22      50m: 27.49 (15.27)      75m: 47.39 (19.90)  
100m: 1:02.79 (15.40)

**35**  Cowen Nicholas      17  Rangitoto C... 0.72      **1:02.82**  
Entry: 1:03.00 (-0.18)



25m: 13.22      50m: 29.80 (16.58)      75m: 47.40 (17.60)  
100m: 1:02.82 (15.42)

**36**  Sands Hunter      16  Aquinas Co... 0.76      **1:02.98**  
Entry: 1:05.06 (-2.08)



25m: 13.53      50m: 29.85 (16.32)      75m: 48.74 (18.89)  
100m: 1:02.98 (14.24)

**37**  Yang Eric      17  Kings College 0.75      **1:03.27**  
Entry: 1:02.51 (+0.76)



25m: 13.03      50m: 29.55 (16.52)      75m: 48.40 (18.85)  
100m: 1:03.27 (14.87)

**38**  Joyce Josiah      15  Hamilton C... 0.62      **1:03.78**  
Entry: 1:04.51 (-0.73)

25m: 13.43      50m: 29.15 (15.72)      75m: 48.39 (19.24)  
100m: 1:03.78 (15.39)

**39**  Jackson Luke      16  Rosmini Co... 0.77      **1:03.89**  
Entry: 1:05.24 (-1.35)



25m: 12.94      50m: 29.15 (16.21)      75m: 48.83 (19.68)  
100m: 1:03.89 (15.06)

**40**  Hu Jaden      17  St Andrew's... 0.73      **1:03.92**  
Entry: 1:05.91 (-1.99)



25m: 12.75      50m: 28.30 (15.55)      75m: 47.76 (19.46)  
100m: 1:03.92 (16.16)

**41**  Glintmeyer Kase      13  Whangapar... 0.74      **1:03.96**  
Entry: 1:03.28 (+0.68)



25m: 13.10      50m: 28.36 (15.26)      75m: 47.88 (19.52)  
100m: 1:03.96 (16.08)

**42**  Fuatimau Caden      13  Kings College 0.71      **1:04.03**  
Entry: 1:07.11 (-3.08)



25m: 13.25      50m: 30.15 (16.90)      75m: 48.48 (18.33)  
100m: 1:04.03 (15.55)

**43**  Pask Zack      16  Tauranga B... 0.75      **1:04.05**  
Entry: 1:03.91 (+0.14)



25m: 13.59      50m: 30.32 (16.73)      75m: 48.36 (18.04)  
100m: 1:04.05 (15.69)

**44**  Holmberg Nathan      17  Aquinas Co... 0.78      **1:04.06**  
Entry: 1:03.51 (+0.55)

25m: 13.39      50m: 30.24 (16.85)      75m: 49.03 (18.79)  
100m: 1:04.06 (15.03)

**45**  Waters-Dawes Jayden      17  Papatoetoe... 0.63      **1:04.17**  
Entry: 1:01.91 (+2.26)

25m: 12.91      50m: 28.42 (15.51)      75m: 48.42 (20.00)  
100m: 1:04.17 (15.75)

**46**  Burke Ryan      17  Rangitoto C... 0.75      **1:04.24**  
Entry: 1:05.02 (-0.78)

25m: 13.17      50m: 29.17 (16.00)      75m: 48.28 (19.11)  
100m: 1:04.24 (15.96)

47	 Urlich Neo	16	 St Paul's C...	0.85	<b>1:04.29</b> Entry: 1:04.91 (-0.62)
	25m: 12.70 100m: 1:04.29 (14.86)	50m: 29.21 (16.51)	75m: 49.43 (20.22)		
48	 Burns Remy	17	 Waiuku Col...	0.81	<b>1:04.36</b> Entry: 1:03.55 (+0.81)
	25m: 13.25 100m: 1:04.36 (15.32)	50m: 29.87 (16.62)	75m: 49.04 (19.17)		
49	 Xiong Bryan	14	 Kristin School	0.79	<b>1:04.37</b> Entry: 1:05.18 (-0.81)
	25m: 13.30 100m: 1:04.37 (15.47)	50m: 29.69 (16.39)	75m: 48.90 (19.21)		
50	 McFarlane William	16	 Kings High ...	0.70	<b>1:04.41</b> Entry: 1:06.34 (-1.93)
	25m: 13.23 100m: 1:04.41 (14.86)	50m: 29.41 (16.18)	75m: 49.55 (20.14)		
51	 Wells Soeren	15	 Burnside Hi...		<b>1:04.45</b> Entry: 1:04.51 (-0.06)
	25m: 13.13 100m: 1:04.45 (15.59)	50m: 29.04 (15.91)	75m: 48.86 (19.82)		
52	 Wang Henry	13	 Rangitoto C...	0.76	<b>1:04.46</b> Entry: 1:06.25 (-1.79)
	25m: 13.53 100m: 1:04.46 (15.60)	50m: 29.87 (16.34)	75m: 48.86 (18.99)		
53	 Kuzmenkov Dmitry	15	 Takapuna ...	0.77	<b>1:04.47</b> Entry: 1:04.81 (-0.34)
	25m: 13.37 100m: 1:04.47 (15.29)	50m: 31.66 (18.29)	75m: 49.18 (17.52)		
54	 Sandford Alex	14	 Whangapar...	0.73	<b>1:04.48</b> Entry: 1:06.14 (-1.66)
	25m: 13.26 100m: 1:04.48 (14.78)	50m: 29.37 (16.11)	75m: 49.70 (20.33)		
55	 Smith Michael	17	 St Patrick's ...	0.79	<b>1:04.50</b> Entry: 1:04.35 (+0.15)
	25m: 12.87 100m: 1:04.50 (16.25)	50m: 29.58 (16.71)	75m: 48.25 (18.67)		
56	 Charlton Fergus	17	 Mahurangi ...	0.75	<b>1:04.59</b> Entry: 1:04.19 (+0.40)
	25m: 13.22 100m: 1:04.59 (16.44)	50m: 29.29 (16.07)	75m: 48.15 (18.86)		
57	 Asiata Samuel	16	 Macleans C...	0.83	<b>1:04.61</b> Entry: 1:03.75 (+0.86)
	25m: 13.32 100m: 1:04.61 (15.35)	50m: 29.51 (16.19)	75m: 49.26 (19.75)		
58	 Blijlevens Troy	16	 Westlake B...	0.77	<b>1:04.75</b> Entry: 1:04.73 (+0.02)
	25m: 12.66 100m: 1:04.75 (14.68)	50m: 29.03 (16.37)	75m: 50.07 (21.04)		
59	 Suzuki Ray	17	 Burnside Hi...	0.75	<b>1:04.77</b> Entry: 1:02.67 (+2.10)

25m: 12.85      50m: 28.77 (15.92)      75m: 48.78 (20.01)  
100m: 1:04.77 (15.99)

**60**  **Ueno Taiga**      17  **Mt Albert G...**      0.81      **1:04.84**  
Entry: 1:07.00 (-2.16)

25m: 13.01      50m: 28.98 (15.97)      75m: 49.23 (20.25)  
100m: 1:04.84 (15.61)

**61**  **Clague Cooper**      18  **Westlake B...**      0.66      **1:04.89**  
Entry: 1:02.62 (+2.27)

25m: 13.27      50m: 30.94 (17.67)      75m: 48.74 (17.80)  
100m: 1:04.89 (16.15)

**62**  **Brummitt Noah**      16  **Kings High ...**      0.75      **1:04.92**  
Entry: 1:05.15 (-0.23)

25m: 12.77      50m: 29.40 (16.63)      75m: 50.25 (20.85)  
100m: 1:04.92 (14.67)

**63**  **Diener Corne**      16  **Cambridge ...**      0.77      **1:04.94**  
Entry: 1:03.90 (+1.04)

25m: 13.02      50m: 30.45 (17.43)      75m: 49.19 (18.74)  
100m: 1:04.94 (15.75)

**64**  **Hurbuns Riley**      16  **Rangitoto C...**      0.77      **1:05.01**  
Entry: 1:05.53 (-0.52)

25m: 12.79      50m: 29.51 (16.72)      75m: 48.65 (19.14)  
100m: 1:05.01 (16.36)

**65**  **Zhao Rick**      14  **Botany Do...**      0.70      **1:05.04**  
Entry: 1:05.26 (-0.22)

25m: 13.41      50m: 30.75 (17.34)      75m: 49.52 (18.77)  
100m: 1:05.04 (15.52)

**66**  **Heathcote Charles**      17  **Westlake B...**      0.71      **1:05.11**  
Entry: 1:02.21 (+2.90)

25m: 12.71      50m: 28.73 (16.02)      75m: 48.40 (19.67)  
100m: 1:05.11 (16.71)

**67**  **McNabb Finlay**      16  **Marlboroug...**      0.68      **1:05.15**  
Entry: 1:03.78 (+1.37)

25m: 13.10      50m: 28.77 (15.67)      75m: 49.67 (20.90)  
100m: 1:05.15 (15.48)

**68**  **Otene Jaiah**      13  **New Plymo...**      0.87      **1:05.26**  
Entry: 1:06.30 (-1.04)

25m: 14.13      50m: 30.55 (16.42)      75m: 49.35 (18.80)  
100m: 1:05.26 (15.91)

**69**  **Hewertson Toby**      17  **Mahurangi ...**      0.76      **1:05.37**  
Entry: 1:07.01 (-1.64)



























25m: 12.73      50m: 28.62 (15.89)      75m: 49.66 (21.04)  
100m: 1:05.37 (15.71)

**70**  **Sun Michael**      14  **Auckland G...**      0.85      **1:05.50**  
Entry: 1:06.04 (-0.54)



25m: 13.04      50m: 29.48 (16.44)      75m: 50.32 (20.84)  
100m: 1:05.50 (15.18)

**71**  **Maunder Jamie**      17  **Westlake B...**      0.76      **1:05.53**  
Entry: 1:07.12 (-1.59)

25m: 13.13      50m: 30.71 (17.58)      75m: 49.32 (18.61)  
100m: 1:05.53 (16.21)

72	 Lafaele-Pucher Bishop	14	 ACG Strath...	0.71	<b>1:05.58</b> Entry: 1:06.99 (-1.41)
	25m: 13.48	50m: 30.46 (16.98)	75m: 50.10 (19.64)		
	100m: 1:05.58 (15.48)				
72	 Hewertson Ryan	15	 Mahurangi ...	0.67	<b>1:05.58</b> Entry: 1:05.67 (-0.09)
	25m: 13.13	50m: 29.50 (16.37)	75m: 50.15 (20.65)		
	100m: 1:05.58 (15.43)				
74	 Segers Sebastian	14	 Kings College	0.86	<b>1:05.70</b> Entry: 1:05.43 (+0.27)
	25m: 13.28	50m: 29.33 (16.05)	75m: 49.57 (20.24)		
	100m: 1:05.70 (16.13)				
75	 Wang Runxiang	14	 Pinehurst S...	0.79	<b>1:05.76</b> Entry: 1:05.01 (+0.75)
	25m: 13.29	50m: 30.29 (17.00)	75m: 49.25 (18.96)		
	100m: 1:05.76 (16.51)				
76	 Lushkott Tyler	14	 Auckland G...	0.74	<b>1:05.77</b> Entry: 1:07.47 (-1.70)
	25m: 13.72	50m: 31.14 (17.42)	75m: 50.42 (19.28)		
	100m: 1:05.77 (15.35)				
77	 Elliott Graysen	16	 Hamilton B...	0.66	<b>1:05.80</b> Entry: 1:04.98 (+0.82)
	25m: 13.07	50m: 29.50 (16.43)	75m: 49.55 (20.05)		
	100m: 1:05.80 (16.25)				
78	 Rankin Leonard	16	 Rotorua La...	0.68	<b>1:05.92</b> Entry: 1:06.48 (-0.56)
	25m: 12.95	50m: 29.33 (16.38)	75m: 49.96 (20.63)		
	100m: 1:05.92 (15.96)				
79	 Herbst Zandre	13	 Whakatane...	0.83	<b>1:06.06</b> Entry: 1:08.45 (-2.39)
	25m: 13.66	50m: 30.29 (16.63)	75m: 50.72 (20.43)		
	100m: 1:06.06 (15.34)				
80	 Sun William	17	 Kings College	0.72	<b>1:06.09</b> Entry: 1:03.72 (+2.37)
	25m: 12.92	50m: 30.59 (17.67)	75m: 49.67 (19.08)		
	100m: 1:06.09 (16.42)				
81	 Swanepoel Grayson	14	 Kingsway S...	0.66	<b>1:06.32</b> Entry: 1:05.73 (+0.59)
	25m: 13.25	50m: 30.92 (17.67)	75m: 50.90 (19.98)		
	100m: 1:06.32 (15.42)				
82	 Yuan Gary	16	 Auckland G...	0.67	<b>1:06.33</b> Entry: 1:05.09 (+1.24)
	25m: 13.52	50m: 30.68 (17.16)	75m: 49.73 (19.05)		
	100m: 1:06.33 (16.60)				
83	 Skidmore Sam	15	 Lindisfarne ...	0.71	<b>1:06.46</b> Entry: 1:04.20 (+2.26)
	25m: 12.28	50m: 28.89 (16.61)	75m: 49.39 (20.50)		
	100m: 1:06.46 (17.07)				
84	 O'Mara Ethan	16	 Wentworth ...	0.76	<b>1:06.47</b> Entry: 1:06.15 (+0.32)

25m: 13.62      50m: 31.32 (17.70)      75m: 51.33 (20.01)  
100m: 1:06.47 (15.14)

**85**  Wang Justin      15  Christ's Col...      0.76      **1:06.50**  
Entry: 1:05.07 (+1.43)

25m: 13.71      50m: 29.78 (16.07)      75m: 49.96 (20.18)  
100m: 1:06.50 (16.54)

**85**  Wang Henry      13  Kings College      0.66      **1:06.50**  
Entry: 1:09.11 (-2.61)

25m: 13.99      50m: 32.03 (18.04)      75m: 51.05 (19.02)  
100m: 1:06.50 (15.45)

**87**  Chen Michael      13  Saint Kenti...      0.85      **1:06.58**  
Entry: 1:08.94 (-2.36)

25m: 13.22      50m: 30.30 (17.08)      75m: 49.68 (19.38)  
100m: 1:06.58 (16.90)

**88**  Xia Lucas      15  ACG Parne...      0.78      **1:06.59**  
Entry: 1:04.56 (+2.03)



25m: 13.12      50m: 29.40 (16.28)      75m: 49.56 (20.16)  
100m: 1:06.59 (17.03)

**89**  Fougere Cole      15  Auckland G...      0.67      **1:06.63**  
Entry: 1:06.44 (+0.19)

25m: 13.56      50m: 31.03 (17.47)      75m: 49.91 (18.88)  
100m: 1:06.63 (16.72)

**90**  Xie Jasper      13  Kings College      0.76      **1:06.94**  
Entry: 1:06.53 (+0.41)

25m: 14.20      50m: 31.22 (17.02)      75m: 49.97 (18.75)  
100m: 1:06.94 (16.97)

**91**  Herbert Will      14  Macleans C...      0.73      **1:06.97**  
Entry: 1:08.27 (-1.30)


25m: 13.30      50m: 31.51 (18.21)      75m: 51.30 (19.79)  
100m: 1:06.97 (15.67)

**92**  Forbes Jacob      13  Rangitoto C...      0.76      **1:07.11**  
Entry: 1:06.87 (+0.24)


25m: 13.88      50m: 31.39 (17.51)      75m: 51.28 (19.89)  
100m: 1:07.11 (15.83)

**93**  Tukia Simiosi      14  Hamilton B...      0.83      **1:07.12**  
Entry: 1:06.08 (+1.04)



25m: 13.62      50m: 30.15 (16.53)      75m: 51.06 (20.91)  
100m: 1:07.12 (16.06)

**94**  Kumala Chris      14  Rangitoto C...      0.65      **1:07.15**  
Entry: 1:06.83 (+0.32)

25m: 13.04      50m: 30.65 (17.61)      75m: 51.74 (21.09)  
100m: 1:07.15 (15.41)

















**94**  Pedersen Oscar      15  Whangapar...      0.83      **1:07.15**  
Entry: 1:05.94 (+1.21)

25m: 13.81      50m: 31.36 (17.55)      75m: 51.55 (20.19)  
100m: 1:07.15 (15.60)



**96**  Pascoe Jacob      14  Whangarei ...      0.75      **1:07.17**  
Entry: 1:10.44 (-3.27)

25m: 13.39      50m: 29.72 (16.33)      75m: 50.66 (20.94)  
100m: 1:07.17 (16.51)





97	 Forsman Jack	17	 Westlake B...	0.69	<b>1:07.26</b> Entry: 1:05.92 (+1.34)
	25m: 13.50 100m: 1:07.26 (16.44)	50m: 30.81 (17.31)	75m: 50.82 (20.01)		
98	 Rowe Jack	17	 Palmerston...	0.68	<b>1:07.37</b> Entry: 1:03.44 (+3.93)
	25m: 13.29 100m: 1:07.37 (16.10)	50m: 30.50 (17.21)	75m: 51.27 (20.77)		
99	 Rudge Nikau	17	 Gisborne B...	0.66	<b>1:07.41</b> Entry: 1:04.97 (+2.44)
	25m: 13.09 100m: 1:07.41 (16.99)	50m: 29.12 (16.03)	75m: 50.42 (21.30)		
100	 O'Connor-Close Ewan	15	 Wellington ...	0.82	<b>1:07.45</b> Entry: 1:05.65 (+1.80)
	25m: 14.36 100m: 1:07.45 (16.63)	50m: 31.23 (16.87)	75m: 50.82 (19.59)		
100	 Ives Lewis	13	 Palmerston...	0.70	<b>1:07.45</b> Entry: 1:08.65 (-1.20)
	25m: 14.31 100m: 1:07.45 (16.12)	50m: 31.72 (17.41)	75m: 51.33 (19.61)		
102	 Phillips Arian	14	 Mahurangi ...	0.59	<b>1:07.70</b> Entry: 1:07.53 (+0.17)
	25m: 13.68 100m: 1:07.70 (15.94)	50m: 30.75 (17.07)	75m: 51.76 (21.01)		
103	 Exon Joshua	16	 St Andrew's...	0.66	<b>1:07.76</b> Entry: 1:07.29 (+0.47)
	25m: 13.24 100m: 1:07.76 (16.51)	50m: 31.72 (18.48)	75m: 51.25 (19.53)		
104	 Childs Henry	13	 Huanui Coll...	0.75	<b>1:07.77</b> Entry: 1:11.37 (-3.60)
	25m: 13.84 100m: 1:07.77 (15.73)	50m: 30.70 (16.86)	75m: 52.04 (21.34)		
105	 Liu Sonny	14	 Pinehurst S...	0.74	<b>1:07.78</b> Entry: 1:07.30 (+0.48)
	25m: 14.05 100m: 1:07.78 (16.45)	50m: 31.54 (17.49)	75m: 51.33 (19.79)		
106	 Champion Thomas	15	 Kings College	0.74	<b>1:07.94</b> Entry: 1:05.63 (+2.31)
	25m: 14.33 100m: 1:07.94 (16.63)	50m: 31.13 (16.80)	75m: 51.31 (20.18)		
107	 Atkinson Will	13	 Marlboroug...	0.93	<b>1:08.01</b> Entry: 1:07.25 (+0.76)
	25m: 13.00 100m: 1:08.01 (16.66)	50m: 29.76 (16.76)	75m: 51.35 (21.59)		
108	 Jiang Matthew	14	 Kings College	0.79	<b>1:08.02</b> Entry: 1:09.04 (-1.02)
	25m: 14.39 100m: 1:08.02 (15.96)	50m: 32.04 (17.65)	75m: 52.06 (20.02)		
109	 Hales Asher	17	 New Plymo...	0.91	<b>1:08.06</b> Entry: 1:06.78 (+1.28)



25m: 13.56      50m: 30.72 (17.16)      75m: 51.15 (20.43)  
100m: 1:08.06 (16.91)

**110**  **Tilley Christopher**      15  **Hillcrest Hi...**      0.71      **1:08.14**  
Entry: 1:08.86 (-0.72)



25m: 14.40      50m: 32.65 (18.25)      75m: 51.97 (19.32)  
100m: 1:08.14 (16.17)

**111**  **Pennington Kyan**      14  **Westlake B...**      0.75      **1:08.23**  
Entry: 1:10.65 (-2.42)



25m: 14.03      50m: 30.98 (16.95)      75m: 51.92 (20.94)  
100m: 1:08.23 (16.31)

**112**  **Webby Connor**      14  **Mt Albert G...**      0.70      **1:08.26**  
Entry: 1:10.32 (-2.06)



25m: 14.00      50m: 30.80 (16.80)      75m: 52.16 (21.36)  
100m: 1:08.26 (16.10)

**113**  **Aloua Finn**      13  **Kings College**      0.69      **1:08.40**  
Entry: 1:07.53 (+0.87)



25m: 14.25      50m: 32.29 (18.04)      75m: 51.46 (19.17)  
100m: 1:08.40 (16.94)

**114**  **Calder-Kerr Maxwell**      14  **Palmerston...**      0.80      **1:08.50**  
Entry: 1:09.32 (-0.82)



25m: 14.26      50m: 30.72 (16.46)      75m: 51.65 (20.93)  
100m: 1:08.50 (16.85)

**115**  **Karena Luke**      15  **Henderson ...**      0.76      **1:08.61**  
Entry: 1:05.40 (+3.21)



25m: 14.28      50m: 32.19 (17.91)      75m: 52.00 (19.81)  
100m: 1:08.61 (16.61)

**116**  **Boocock James**      13  **Nelson Coll...**      0.90      **1:08.63**  
Entry: 1:07.06 (+1.57)



25m: 13.57      50m: 30.24 (16.67)      75m: 51.65 (21.41)  
100m: 1:08.63 (16.98)

**117**  **Freemantle Finn**      15  **St Paul's C...**      0.73      **1:08.66**  
Entry: 1:07.10 (+1.56)



25m: 13.63      50m: 30.06 (16.43)      75m: 52.31 (22.25)  
100m: 1:08.66 (16.35)

**118**  **Houghton Luke**      14  **Bethlehem ...**      0.71      **1:08.67**  
Entry: 1:08.49 (+0.18)



25m: 14.25      50m: 31.75 (17.50)      75m: 52.11 (20.36)  
100m: 1:08.67 (16.56)

**119**  **Beardsmore Ryan**      16  **Rangiora Hi...**      0.77      **1:08.99**  
Entry: 1:05.95 (+3.04)





















25m: 13.91      50m: 31.50 (17.59)      75m: 52.65 (21.15)  
100m: 1:08.99 (16.34)

**120**  **Lynn Harry**      14  **ACG Taura...**      0.70      **1:09.00**  
Entry: 1:11.10 (-2.10)



25m: 13.71      50m: 31.07 (17.36)      75m: 53.59 (22.52)  
100m: 1:09.00 (15.41)

**121**  **Miller Stephen**      15  **St Paul's C...**      0.83      **1:09.09**  
Entry: 1:06.19 (+2.90)



25m: 13.44      50m: 30.94 (17.50)      75m: 52.66 (21.72)  
100m: 1:09.09 (16.43)

122	 Chase Max	14	 Palmerston...	0.70	<b>1:09.13</b> Entry: 1:10.41 (-1.28)
	25m: 13.48 100m: 1:09.13 (16.06)	50m: 31.37 (17.89)	75m: 53.07 (21.70)		
123	 Jessen Charles	14	 Palmerston...	0.82	<b>1:09.26</b> Entry: 1:08.22 (+1.04)
	25m: 14.17 100m: 1:09.26 (16.61)	50m: 30.66 (16.49)	75m: 52.65 (21.99)		
124	 Aves Austin	13	 Saint Kenti...	0.83	<b>1:09.29</b> Entry: 1:10.10 (-0.81)
	25m: 13.99 100m: 1:09.29 (16.66)	50m: 30.91 (16.92)	75m: 52.63 (21.72)		
125	 Chin Timothy	13	 Auckland G...	0.72	<b>1:09.48</b> Entry: 1:09.78 (-0.30)
	25m: 13.78 100m: 1:09.48 (16.70)	50m: 30.29 (16.51)	75m: 52.78 (22.49)		
126	 Banks Chase	17	 Nelson Coll...	0.73	<b>1:09.57</b> Entry: 1:06.09 (+3.48)
	25m: 13.09 100m: 1:09.57 (17.60)	50m: 29.53 (16.44)	75m: 51.97 (22.44)		
127	 Graham Luca	16	 St Andrew's...	0.78	<b>1:09.83</b> Entry: 1:07.51 (+2.32)
	25m: 13.63 100m: 1:09.83 (17.32)	50m: 30.24 (16.61)	75m: 52.51 (22.27)		
128	 Stone Haden	14	 Mt Albert G...	0.86	<b>1:09.87</b> Entry: 1:11.96 (-2.09)
	25m: 14.10 100m: 1:09.87 (16.01)	50m: 31.35 (17.25)	75m: 53.86 (22.51)		
129	 Jack Owen	14	 Kings High ...	0.92	<b>1:10.03</b> Entry: 1:11.36 (-1.33)
	25m: 14.42 100m: 1:10.03 (15.72)	50m: 32.62 (18.20)	75m: 54.31 (21.69)		
129	 Rowlands Jackson	13	 New Plymo...	0.80	<b>1:10.03</b> Entry: 1:11.85 (-1.82)
	25m: 14.09 100m: 1:10.03 (16.25)	50m: 32.33 (18.24)	75m: 53.78 (21.45)		
131	 Koy Frank	14	 Hamilton B...	0.82	<b>1:10.41</b> Entry: 1:11.10 (-0.69)
	25m: 14.89 100m: 1:10.41 (17.11)	50m: 32.84 (17.95)	75m: 53.30 (20.46)		
132	 Chugg William	14	 Papamoa C...	0.80	<b>1:10.83</b> Entry: 1:11.98 (-1.15)
	25m: 14.50 100m: 1:10.83 (16.62)	50m: 31.26 (16.76)	75m: 54.21 (22.95)		
133	 Sasamoto Kaeto	13	 Gisborne B...	0.72	<b>1:11.14</b> Entry: 1:10.96 (+0.18)
	25m: 14.69 100m: 1:11.14 (16.29)	50m: 33.35 (18.66)	75m: 54.85 (21.50)		
134	 Turei Braden	13	 Havelock N...	0.87	<b>1:12.11</b> Entry: 1:10.75 (+1.36)



25m: 14.88      50m: 33.39 (18.51)      75m: 54.20 (20.81)  
100m: 1:12.11 (17.91)


**135**  **Jenkins Connor**      14  **Mount Hutt ...** 0.82      **1:12.15**  
Entry: 1:08.21 (+3.94)

25m: 14.27      50m: 33.05 (18.78)      75m: 53.93 (20.88)  
100m: 1:12.15 (18.22)

**136**  **Douglas Monte**      14  **Lindisfarne ...** 0.82      **1:13.25**  
Entry: 1:11.31 (+1.94)

25m: 14.47      50m: 32.77 (18.30)      75m: 55.72 (22.95)  
100m: 1:13.25 (17.53)

-  **Barnes Murray**      13  **Orewa Coll...**      **DNS**

-  **Markovich Nemanya**      16  **Mt Roskill ...** 0.67      **DSQ**

-  **Te Anga Kayden**      16  **Mt Albert G...** 0.78      **DSQ**